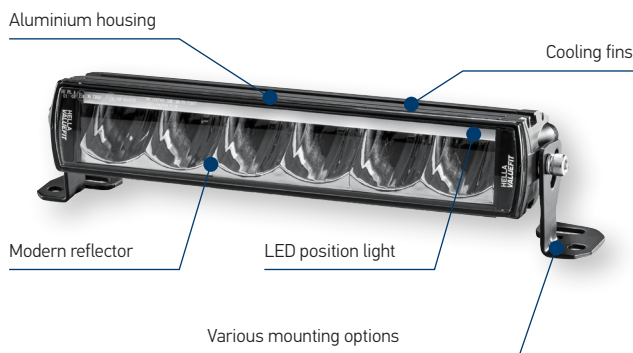




## BRIEF INFORMATION

### HELLA VALUEFIT LBE light bars

- LED high beam headlamps in 3 lengths
- Powerful, homogeneous light output
- Modern design with various mounting options

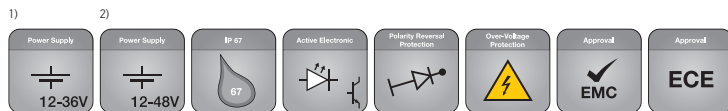


The picture shows the following version: HELLA VALUEFIT LBE 320 with position light

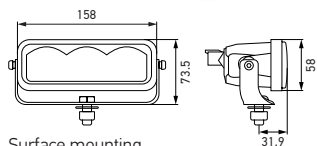
## PRODUCT FEATURES

- Powerful light output thanks to the latest LED technology, enclosed in a shock-resistant aluminium housing with integrated cooling fins
- Homogeneous high beam with a wide light distribution
- Striking position light with distinctive appearance (Version LBE 320 and 480)
- LED light performance at a fair price
- Long connecting cable and DEUTSCH DT connector for easy vehicle mounting
- ECE road approval (R112 / R10 / R7) for high beam and position light
- The frameless design prevents dust deposits from settling along edges
- Multiple fixing options are made possible by the flexible mounting system, which provides screw fittings from various angles
- For universal use on all types of vehicles such as 4x4, SUV, pickup trucks, commercial vehicles
- Multi voltage: 12 / 24 V
- Protection class: IP 67
- ECE type tested: ECE R10 and ECE R112
- Version LBE 320 and 480: ECE R7 (position light)

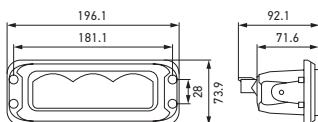
# PROGRAMME OVERVIEW



- HELLA VALUEFIT light bar LBE 160, multi voltage 12 / 24 V, 17 W
- LED auxiliary high beam headlamp
- Including fastening screws and connecting cable



Surface mounting



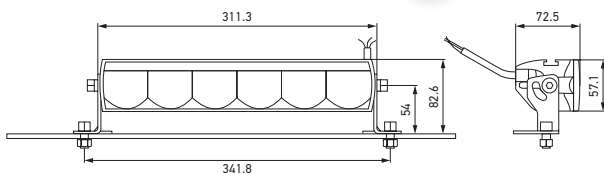
Flush mounting

Description	Part number
<b>Single headlamp with 500 mm connecting cable and 2-pin DEUTSCH DT connection</b> LED high beam headlamp, single (ECE Ref. 12.5)	
Surface mounting - upright or flush mounting	<b>1FE 358 154-011<sup>1)</sup></b>
<b>Accessories</b>	
Cable with DEUTSCH connector, 2,000 mm length	<b>8KB 990 299-011</b>

## With LED position light



- HELLA VALUEFIT light bar LBE 320, multi voltage 12 / 24 V, 48 W
- LED auxiliary high beam headlamp
- Including fastening screws and connecting cable

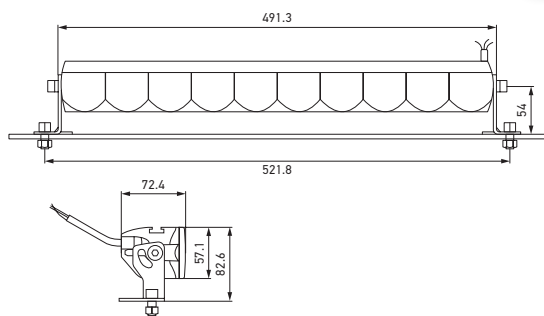


Description	Part number
<b>Single headlamp with 1,000 mm connecting cable and 3-pin DEUTSCH DT connection</b> LED high beam headlamp, single (ECE Ref. 30)	
Surface mounting, upright	<b>1FE 358 154-001<sup>2)</sup></b>

## With LED position light



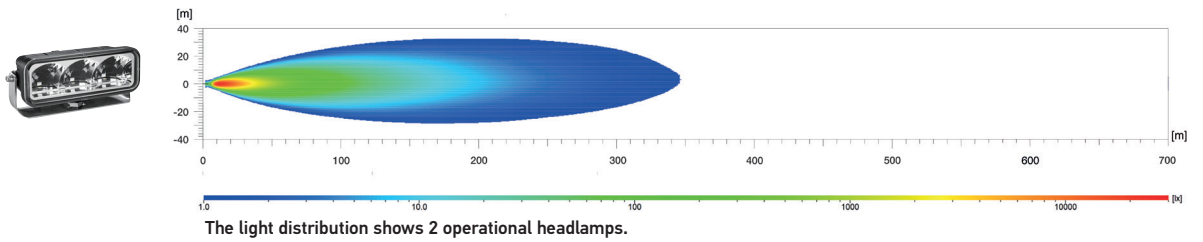
- HELLA VALUEFIT light bar LBE 480, multi voltage 12 / 24 V, 53 W
- LED auxiliary high beam headlamp
- Including fastening screws and connecting cable



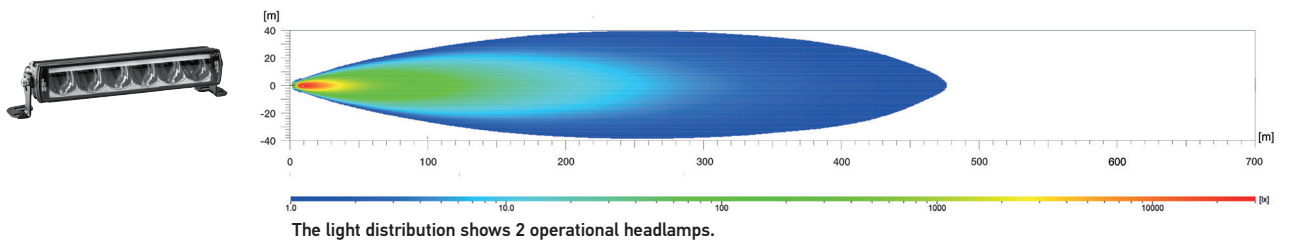
Description	Part number
<b>Single headlamp with 1,000 mm connecting cable and 3-pin DEUTSCH DT connection</b> LED high beam headlamp, single (ECE Ref. 45)	
Surface mounting, upright	<b>1FE 358 154-021<sup>1)</sup></b>

# LIGHT DISTRIBUTION

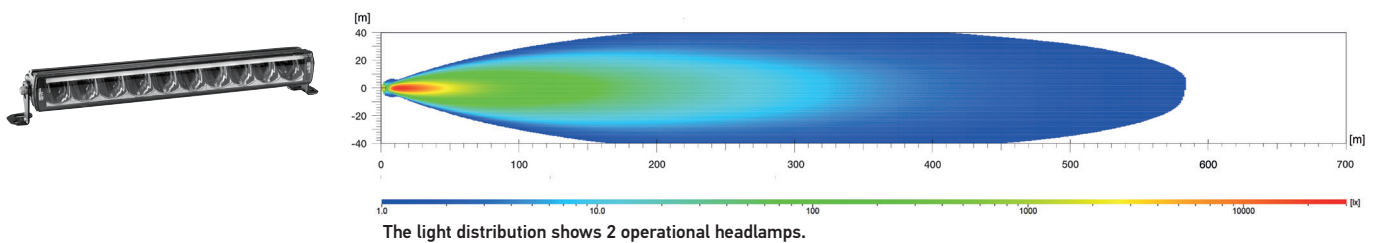
HELLA VALUEFIT light bar LBE 160, reference number 12.5



HELLA VALUEFIT light bar LBE 320, reference number 30



HELLA VALUEFIT light bar LBE 480, reference number 45



## Lux is the unit of illuminance.

It indicates the luminous flux that meets a specific surface from the light source. An example of this is that an office should be illuminated with at least 500 Lux and the human eye can still recognise the letters in a newspaper without any problems at 1 Lux. The values below the lux bar indicate where the appropriate illuminance is reached in the light distribution diagrams.

## Ref. 12.5, 30 and 45:

The reference number (Ref.) is a value that refers to high beam headlamps. Under ECE regulations, this reference number may not exceed the upper limit of 100 per vehicle. This figure includes the two values for the standard high beam (left and right headlamp) plus those of any other high beam headlamps that are mounted. The appropriate value is engraved on the cover lens of each approved headlamp.



**See the light!**

Auxiliary headlamps from HELLA. The right light for every situation. Try them out online now!

[www.hella.com/upc](http://www.hella.com/upc)

[www.hella.com/truck](http://www.hella.com/truck)

[www.hella.com/offroad](http://www.hella.com/offroad)

[www.hella.com/eliver](http://www.hella.com/eliver)